



# Paparan Publik

---



**PT. SONA TOPAS TOURISM INDUSTRY Tbk  
& Entitas Anak**

Mayapada Tower II, Lantai 9  
Jl. Jenderal Sudirman Kav 27, Jakarta  
Jakarta, 13 Juni 2023



# Permodalan

Per 31 Maret 2023



PT. Sona Topas Tourism Industry Tbk.  
[Tours & Travel Related Services]

PT. Sukses Garda Mulia \*  
99,90%

PT. Inti Dufree Promosindo  
[Duty-Free Shops]  
99,88%

PT. Karya Prima Unggulan  
[Retail]  
99,96%

PT. Cahaya Retilindo\*  
99,9%

PT. Artha Mulia Indah\*  
99,67%

\* Tidak beroperasi



# Bidang Usaha

---



- Biro Perjalanan (Tour & Travel)
- Toko Bebas Bea (Duty Free Shop)
- Ritel (Retail)



PT. Sona Topas Tourism  
Industry Tbk  
& Entitas Anak

---



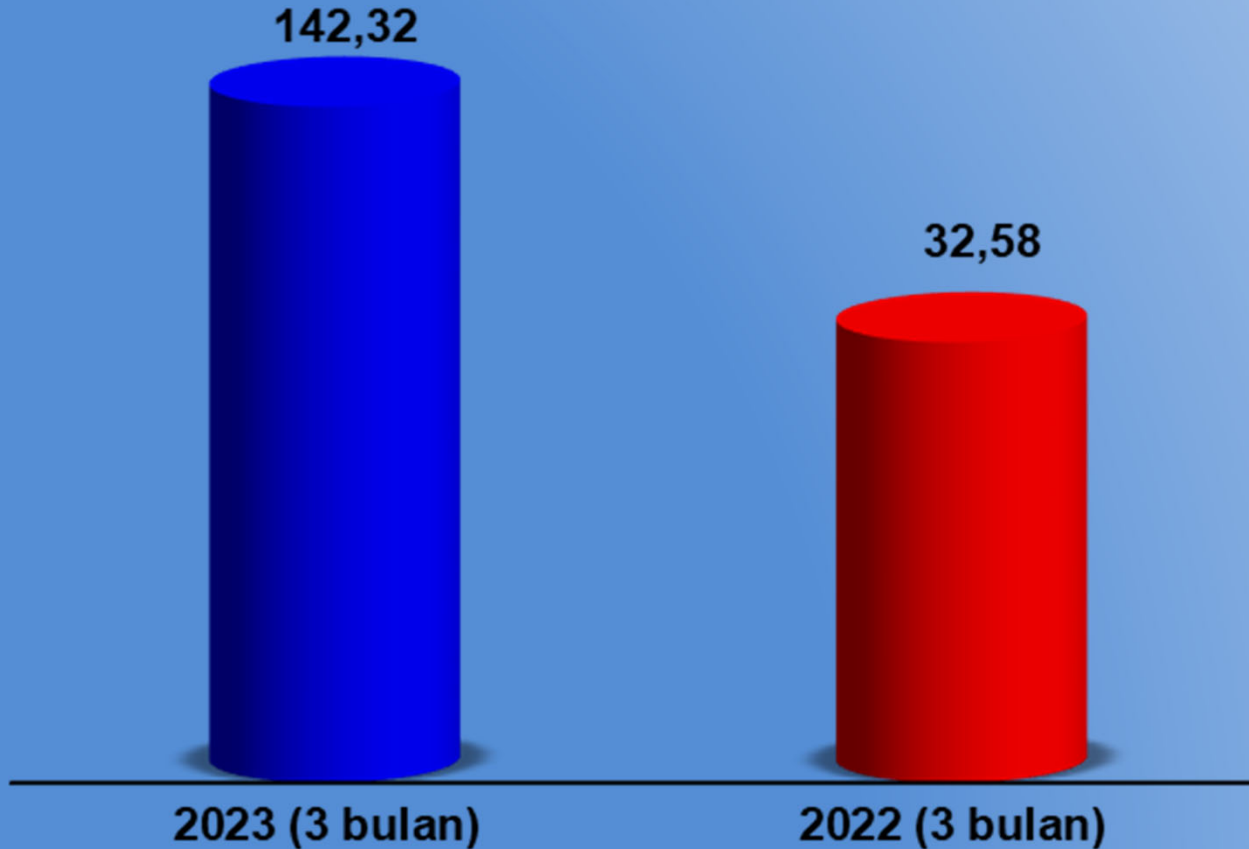
# Kinerja Operasional



# Kinerja Operasional – *Pendapatan Usaha Konsolidasi*



Rp. Milyar

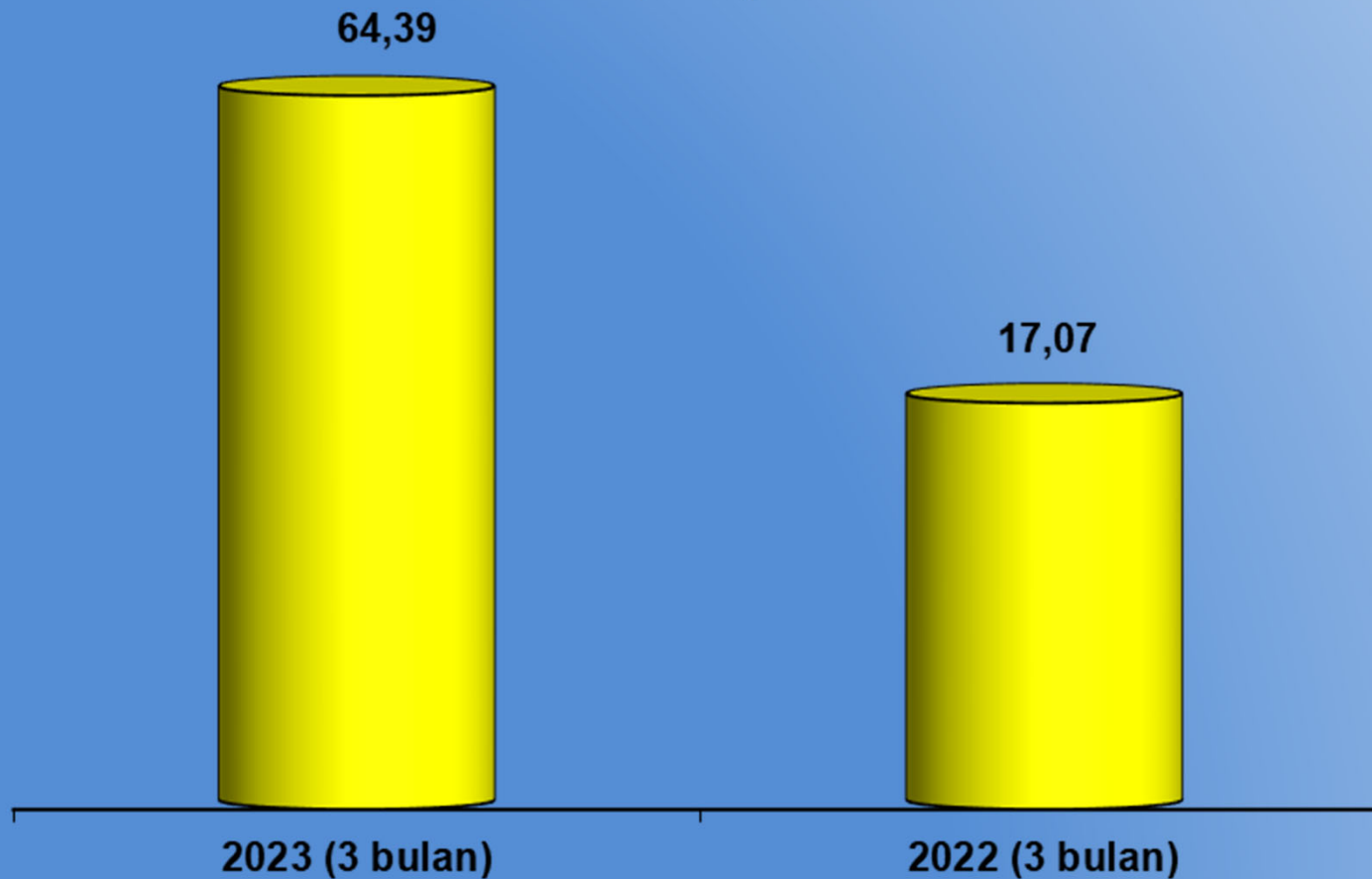




# Kinerja Operasional – *Pendapatan dari Toko Bebas Bea*

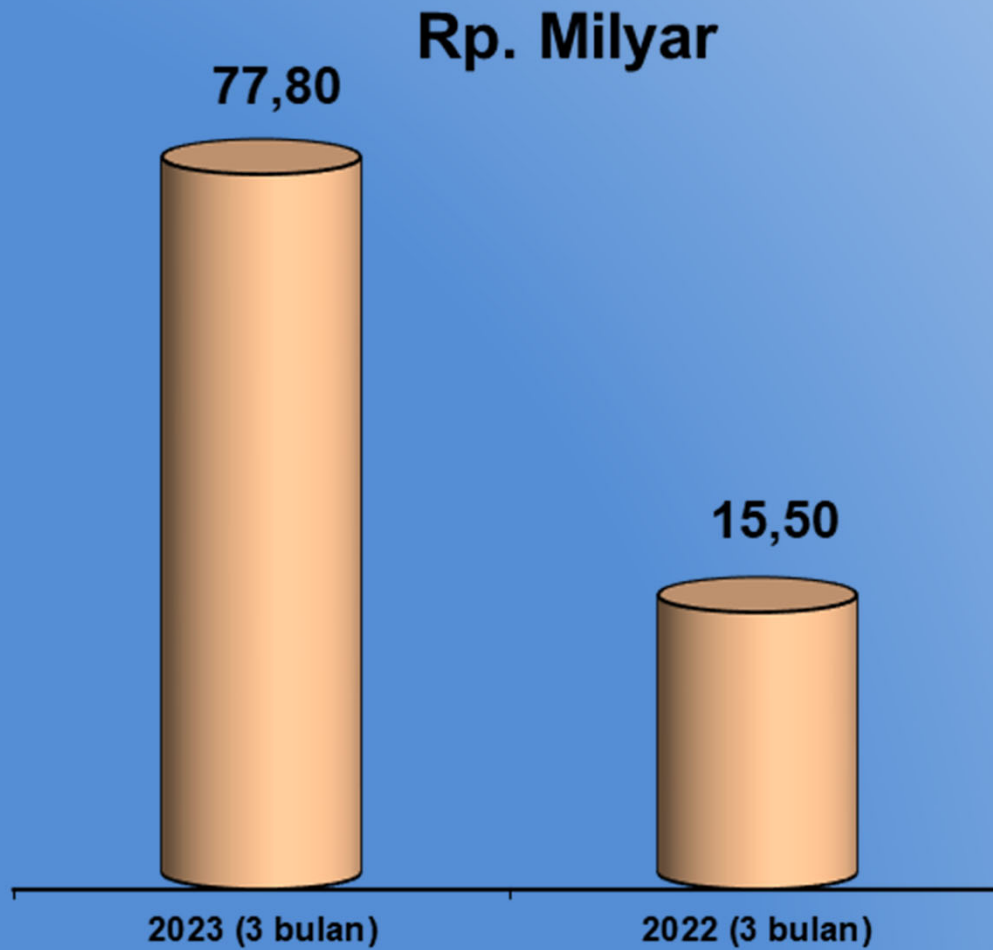


Rp. Milyar



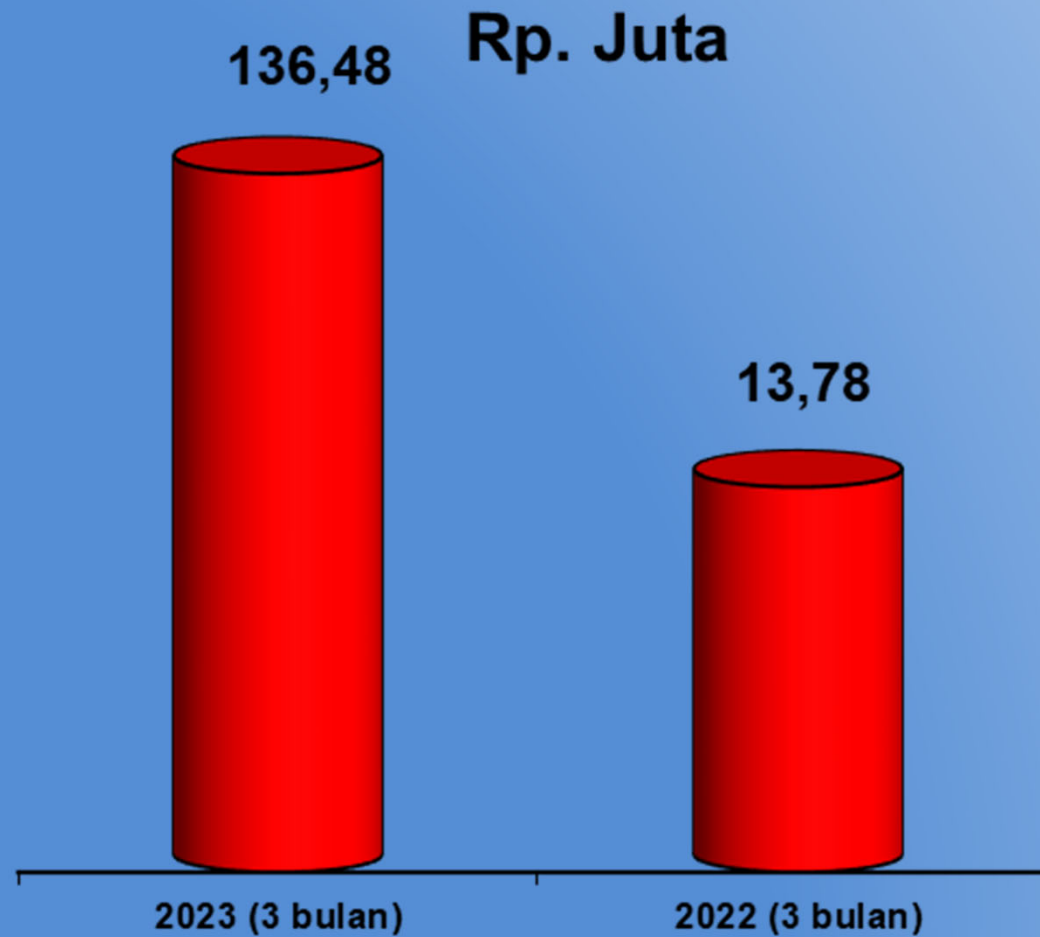


# Kinerja Operasional – *Pendapatan Ritel*





# Kinerja Operasional – *Biro Perjalanan*





PT. Sona Topas Tourism  
Industry Tbk  
& Entitas Anak

---



# Kinerja Keuangan



**PT. Sona Topas Tourism Industry Tbk & Entitas Anak**  
**Perbandingan Kinerja Laba (Rugi)**  
**dan Penghasilan Komprehensif Lain Konsolidasian**  
Untuk Periode Tiga Bulan Berakhir  
31 Maret 2023 dan 2022



( Dalam Jutaan Rupiah )

| <b>KETERANGAN</b>                     | <b>31 Maret 2023<br/>(3 bulan)</b> | <b>31 Maret 2022<br/>(3 bulan)</b> | <b>KENAIKAN /<br/>(PENURUNAN)</b> |
|---------------------------------------|------------------------------------|------------------------------------|-----------------------------------|
| Pendapatan Usaha                      | 142.323                            | 32.581                             | 336,83%                           |
| Beban Pokok Penjualan                 | (64.708)                           | (18.589)                           | 248,10%                           |
| Laba Bruto                            | 77.615                             | 13.992                             | 454,72%                           |
| Beban Usaha                           | (76.056)                           | (43.599)                           | 74,44%                            |
| Laba (Rugi) Usaha                     | 1.559                              | (29.607)                           | -105,27%                          |
| Pendapatan (Beban) Lain-lain - bersih | 70                                 | 2.500                              | -97,20%                           |
| Laba (Rugi) Sebelum Pajak             | 1.629                              | (27.107)                           | -106,01%                          |
| Beban (Manfaat) Pajak                 | 4.531                              | (6.095)                            | -174,34%                          |
| Rugi Bersih                           | (2.902)                            | (21.012)                           | -86,19%                           |
| Penghasilan (Rugi) Komprehensif Lain  | -                                  | -                                  | 0,00%                             |
| Rugi Komprehensif                     | (2.902)                            | (21.012)                           | -86,19%                           |
| Rugi per Saham *)                     | (9)                                | (63)                               | -85,71%                           |

Catatan :\*) Laba (rugi) per saham dasar (dalam rupiah penuh)

# PT. Sona Topas Tourism Industry Tbk & Entitas Anak

## LAPORAN POSISI KEUANGAN KONSOLIDASIAN



( Dalam Jutaan Rupiah )

| KETERANGAN | 31 Maret 2023 | 31 Desember 2022 |
|------------|---------------|------------------|
|------------|---------------|------------------|

|  |                |                |
|--|----------------|----------------|
| <b><u>ASET</u></b>                     |                |                |
| Aset lancar                            | 646.992        | 657.147        |
| Aset pajak tangguhan                   | 84.462         | 84.707         |
| Aset tetap - bersih                    | 17.608         | 15.540         |
| Aset lain-lain                         | 202.913        | 217.718        |
| <b>Jumlah Aset</b>                     | <b>951.975</b> | <b>975.112</b> |
| <b><u>LIABILITAS DAN EKUITAS</u></b>   |                |                |
| Liabilitas jangka pendek               | 182.510        | 181.843        |
| Liabilitas jangka panjang              | 172.442        | 193.344        |
| <b>Jumlah Liabilitas</b>               | <b>354.952</b> | <b>375.187</b> |
| <b>Ekuitas</b>                         | <b>597.023</b> | <b>599.925</b> |
| <b>Jumlah Liabilitas &amp; Ekuitas</b> | <b>951.975</b> | <b>975.112</b> |



# Paparan Publik

---



Thank You